


General information about company	
Scrip code	531608
Name of the company	Gorani Industries Limited
Whether company is SME	No
Class of Security	Equity Shares
Type of report	Quarterly
Quarter Ended / Half year ended/Date of Report (For Prelisting / Allotment)	31-03-2017
Date of allotment / extinguishment (in case Capital Restructuring selected) / Listing Date	
Shareholding pattern filed under	Regulation 31 (1) (b)

For Gorani Industries Ltd.


Director,

Sr. No.	Particular	Yes/No
1	Whether the Listed Entity has issued any partly paid up shares?	Yes
2	Whether the Listed Entity has issued any Convertible Securities ?	No
3	Whether the Listed Entity has issued any Warrants ?	No
4	Whether the Listed Entity has any shares against which depository receipts are issued?	No
5	Whether the Listed Entity has any shares in locked-in?	No
6	Whether any shares held by promoters are pledge or otherwise encumbered?	No
7	Whether company has equity shares with differential voting rights?	No

Amal Goswami

Table I - Summary Statement holding of specified securities											
Category (I)	Category of shareholder (II)	Nos. Of shareholders (III)	No. of fully paid up equity shares held (IV)	No. Of Partly paid-up equity shares held (V)	No. Of shares underlying Depository Receipts (VI)	Total nos. shares held (VII) = (IV)+ (V)+ (VI)	Shareholding as a % of total no. of shares (calculated as per SCRR, 1957) (VIII) As a % of (A+B+C2)	Number of Voting Rights held in each class of securities (IX)			
								No of Voting (XIV) Rights			Total as a % of (A+B+C)
								Class eg: X	Class eg:y	Total	
(A)	Promoter & Promoter Group	7	2233900	0		2233900	41.08	2233900		2233900	48
(B)	Public	1176	2420300	783800		3204100	58.92	2420300		2420300	52
(C)	Non Promoter-Non Public										
(C1)	Shares underlying DRs										
(C2)	Shares held by Employee Trusts										
	Total	1183	4654200	783800		5438000	100	4654200		4654200	100

For Gorani Industries Ltd.

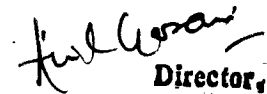

Director,

Table I - Summary Statement holding of specified securities										
Category (I)	Category of shareholder (II)	No. Of Shares Underlying Outstanding convertible securities (X)	No. of Shares Underlying Outstanding Warrants (Xi)	No. Of Shares Underlying Outstanding convertible securities and No. Of Warrants (Xi) (a)	Shareholding , as a % assuming full conversion of convertible securities (as a percentage of diluted share capital) (XI)= (VII)+(X) As a % of (A+B+C2)	Number of Locked in shares (XII)		Number of Shares pledged or otherwise encumbered (XIII)		Number of equity shares held in dematerialized form (XIV)
						No. (a)	As a % of total Shares held (b)	No. (a)	As a % of total Shares held (b)	
(A)	Promoter & Promoter Group				41.08					2233900
(B)	Public				58.92					1146800
(C)	Non Promoter-Non Public									
(C1)	Shares underlying DRs									
(C2)	Shares held by Employee Trusts									
	Total				100					3380700

For Gorani Industries Ltd.

Jul Gorani
Director


Table II - Statement showing shareholding pattern of the Promoter and Promoter Group											
Sr.	Category & Name of the Shareholders (I)	Nos. Of shareholders (III)	No. of fully paid up equity shares held (IV)	No. Of Partly paid-up equity shares held (V)	No. Of shares underlying Depository Receipts (VI)	Total nos. shares held (VII) = (IV)+(V)+(VI)	Shareholding as a % of total no. of shares (calculated as per SCRR, 1957) (VIII) As a % of (A+B+C2)	Number of Voting Rights held in each class of securities (IX)			
								No of Voting (XIV) Rights			Total as a % of Total Voting rights
								Class eg: X	Class egy	Total	
A	Table II - Statement showing shareholding pattern of the Promoter and Promoter Group										
(1)	Indian										
(a)	Individuals/Hindu undivided Family	7	2233900	0		2233900	41.08	2233900		2233900	48
Sub-Total (A)(1)		7	2233900	0		2233900	41.08	2233900		2233900	48
(2)	Foreign										
Total Shareholding of Promoter and Promoter Group (A)= (A)(1)+(A)(2)		7	2233900	0		2233900	41.08	2233900		2233900	48
B	Table III - Statement showing shareholding pattern of the Public shareholder										
(1)	Institutions										
(f)	Financial Institutions/ Banks	1	99500	0		99500	1.83	99500		99500	2.14
Sub-Total (B)(1)		1	99500	0		99500	1.83	99500		99500	2.14
(3)	Non-institutions										
(a(i))	Individuals - i. Individual shareholders holding nominal share capital up to Rs. 2 lakhs.	1152	1041664	590300		1631964	30.01	1041664		1041664	22.38
(a(ii))	Individuals - ii. Individual shareholders holding nominal share capital in excess of Rs. 2 lakhs.	7	425800	189000		614800	11.31	425800		425800	9.15
(e)	Any Other (specify)	16	853336	4500		857836	15.77	853336		853336	18.33
Sub-Total (B)(3)		1175	2320800	783800		3104600	57.09	2320800		2320800	49.86
Total Public Shareholding (B)=(B)(1)+(B)(2)+(B)(3)		1176	2420300	783800		3204100	58.92	2420300		2420300	52
C	Table IV - Statement showing shareholding pattern of the Non Promoter- Non Public shareholder										
Total (A+B+C2)		1183	4654200	783800		5438000	100	4654200		4654200	100
Total (A+B+C)		1183	4654200	783800		5438000	100	4654200		4654200	100

For Gorani Industries Ltd.

Director

Table II - Statement showing shareholding pattern of the Promoter and Promoter Group									
Sr.	No. Of Shares Underlying Outstanding convertible securities (X)	No. of Shares Underlying Outstanding Warrants (Xi)	No. Of Shares Underlying Outstanding convertible securities and No. Of Warrants (Xi) (a)	Shareholding , as a % assuming full conversion of convertible securities (as a percentage of diluted share capital) (XI)= (VII)+(X) As a % of (A+B+C2)	Number of Locked in shares (XII)		Number of Shares pledged or otherwise encumbered (XIII)		Number of equity shares held in dematerialized form (XIV)
					No. (a)	As a % of total Shares held (b)	No. (a)	As a % of total Shares held (b)	
A	Table II - Statement showing shareholding pattern of the Promoter and Promoter Group								
(1)	Indian								
(a)				41.08					2233900
Sub-Total (A) (1)				41.08					2233900
(2)	Foreign								
Total Shareholding of Promoter and Promoter Group (A)= (A)(1)+(A)(2)				41.08					2233900
B	Table III - Statement showing shareholding pattern of the Public shareholder								
(1)	Institutions								
(f)				1.83					99500
Sub-Total (B) (1)				1.83					99500
(3)	Non-institutions								
(a(i))				30.01					194964
(a(ii))				11.31					0
(e)				15.77					852336
Sub-Total (B) (3)				57.09					1047300
Total Public Shareholding (B)=(B)(1)+(B)(2)+(B)(3)				58.92					1146800
C	Table IV - Statement showing shareholding pattern of the Non Promoter- Non Public shareholder								
Total (A+B+C2)				100					3380700
Total (A+B+C)				100					3380700

For Gorani Industries Ltd.



Director,

Individuals/Hindu undivided Family							
Searial No.	1	2	3	4	5	6	7
Name of the Shareholders (I)	Narendra Kumar Gorani	Sanjay Gorani	Anil Gorani	Shanta Devi Gorani	Balkishan Gorani	Manju Gorani	Hema Gorani
PAN (II)	ACKPGI818J	ACKPGI819K	ACHPG3178N	ACKPGI738K	ACHPG3177D	ACKPGI823F	ACHPG3179P
No. of fully paid up equity shares held (IV)	801800	649300	304900	285200	150100	40100	2500
No. Of Partly paid-up equity shares held (V)	0	0	0	0	0	0	0
No. Of shares underlying Depository Receipts (VI)							
Total nos. shares held (VII) = (IV)+ (V)+ (VI)	801800	649300	304900	285200	150100	40100	2500
Shareholding as a % of total no. of shares (calculated as per SCRR, 1957) (VIII) As a % of (A+B+C2)	14.74	11.94	5.61	5.24	2.76	0.74	0.05
Number of Voting Rights held in each class of securities (IX)							
Class eg:X	801800	649300	304900	285200	150100	40100	2500
Class eg:y							
Total	801800	649300	304900	285200	150100	40100	2500
Total as a % of Total Voting rights	17.23	13.95	6.55	6.13	3.23	0.86	0.05
No. Of Shares Underlying Outstanding convertible securities (X)							
No. of Shares Underlying Outstanding Warrants (Xi)							
No. Of Shares Underlying Outstanding convertible securities and No. Of Warrants (Xi) (a)							
Shareholding , as a % assuming full conversion of convertible securities (as a percentage of diluted share capital) (XI)= (VII)+(Xi)(a) As a % of (A+B+C2)	14.74	11.94	5.61	5.24	2.76	0.74	0.05
Number of Locked in shares (XII)							
No. (a)							
As a % of total Shares held (b)							
Number of Shares pledged or otherwise encumbered (XIII)							
No. (a)							
As a % of total Shares held (b)							
Number of equity							

For Gorani Industries Ltd.

Director


4/8/2017

Shareholding Pattern_pdf.html

shares held in dematerialized form (XIV)	801800	649300	304900	285200	150100	40100	2500
Reason for not providing PAN							
Reason for not providing PAN							

For Gorani Industri-
A. Gorani
Director,

Individuals/Hindu undivided Family	
Serial No.	
Name of the Shareholders (I)	Click here to go back
PAN (II)	Total
No. of fully paid up equity shares held (IV)	2233900
No. Of Partly paid-up equity shares held (V)	0
No. Of shares underlying Depository Receipts (VI)	
Total nos. shares held (VII) = (IV)+ (V)+ (VI)	2233900
Shareholding as a % of total no. of shares (calculated as per SCRR, 1957) (VIII) As a % of (A+B+C2)	41.08
Number of Voting Rights held in each class of securities (IX)	
Class eg:X	2233900
Class eg:y	
Total	2233900
Total as a % of Total Voting rights	48
No. Of Shares Underlying Outstanding convertible securities (X)	
No. of Shares Underlying Outstanding Warrants (Xi)	
No. Of Shares Underlying Outstanding convertible securities and No. Of Warrants (Xi) (a)	
Shareholding , as a % assuming full conversion of convertible securities (as a percentage of diluted share capital) (XI)= (VII)+(Xi)(a) As a % of (A+B+C2)	41.08
Number of Locked in shares (XII)	
No. (a)	
As a % of total Shares held (b)	
Number of Shares pledged or otherwise encumbered (XIII)	
No. (a)	
As a % of total Shares held (b)	
Number of equity shares held in	

For Gorani Industries Ltd.

 9/18
Director

4/8/2017


Shareholding Pattern_pdf.html

States held in dematerialized form (XIV)	2233900
Reason for not providing PAN	
Reason for not providing PAN	

For Gorani Industries Ltd.
Ahil Gorani
Director

Financial Institutions/ Banks		
Serial No.	1	
Name of the Shareholders (I)	Madhya Pradesh Financial Corporation	Click here to go back
PAN (II)	AADCM6480C	Total
No. of fully paid up equity shares held (IV)	99500	99500
No. Of Partly paid-up equity shares held (V)	0	0
No. Of shares underlying Depository Receipts (VI)		
Total nos. shares held (VII) = (IV)+ (V)+ (VI)	99500	99500
Shareholding as a % of total no. of shares (calculated as per SCRR, 1957) (VIII) As a % of (A+B+C2)	1.83	1.83
Number of Voting Rights held in each class of securities (IX)		
Class eg: X	99500	99500
Class eg:y		
Total	99500	99500
Total as a % of Total Voting rights	2.14	2.14
No. Of Shares Underlying Outstanding convertible securities (X)		
No. of Shares Underlying Outstanding Warrants (Xi)		
No. Of Shares Underlying Outstanding convertible securities and No. Of Warrants (Xi) (a)		
Shareholding , as a % assuming full conversion of convertible securities (as a percentage of diluted share capital) (XI)= (VII)+(X) As a % of (A+B+C2)	1.83	1.83
Number of Locked in shares (XII)		
No. (a)		
As a % of total Shares held (b)		
Number of equity shares held in dematerialized form (XIV)	99500	99500
Reason for not providing PAN		
Reason for not		


For Gorani Industries Ltd.



Director

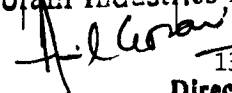
providing PAN

For Gorani Industries Ltd.


Director

Individuals - ii. Individual shareholders holding nominal share capital in excess of Rs. 2 lakhs.						
Serial No.	1	2	3	4	5	
Name of the Shareholders (I)	Ashok Kumar Daga	Dinesh Kumar Maheshwari	Farokh Pavri	Pukhraj Soni	Shirin Pavri	Click here to go back
PAN (II)						Total
No. of fully paid up equity shares held (IV)	0	0	94500	189000	94500	378000
No. Of Partly paid-up equity shares held (V)	94500	94500	0	0	0	189000
No. Of shares underlying Depository Receipts (VI)						
Total nos. shares held (VII) = (IV)+(V)+ (VI)	94500	94500	94500	189000	94500	567000
Shareholding as a % of total no. of shares (calculated as per SCRR, 1957) (VIII) As a % of (A+B+C2)	1.74	1.74	1.74	3.48	1.74	10.43
Number of Voting Rights held in each class of securities (IX)						
Class eg: X	0	0	94500	189000	94500	378000
Class eg:y						
Total	0	0	94500	189000	94500	378000
Total as a % of Total Voting rights	0	0	2.03	4.06	2.03	8.12
No. Of Shares Underlying Outstanding convertible securities (X)						
No. of Shares Underlying Outstanding Warrants (Xi)						
No. Of Shares Underlying Outstanding convertible securities and No. Of Warrants (Xi) (a)						
Shareholding , as a % assuming full conversion of convertible securities (as a percentage of diluted share capital) (XI)= (VII)+(X) As a % of (A+B+C2)	1.74	1.74	1.74	3.48	1.74	10.43
Number of Locked in shares (XII)						
No. (a)						
As a % of total Shares held (b)						
Number of equity shares held in dematerialized form (XIV)	0	0	0	0	0	0
Reason for not providing PAN						
Reason for not	Textual	Textual	Textual	Textual	Textual	Textual

For Gorani Industries Ltd.



13/18

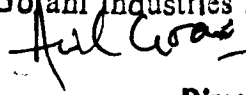
Director

4/8/2017

Shareholding Pattern_pdf.html

providing PAN	Information(1)	Information(2)	Information(3)	Information(4)	Information(5)
---------------	----------------	----------------	----------------	----------------	----------------

For Gorani Industries Ltd,



Director,

Text Block	
Textual Information(1)	The Company does not have PAN.
Textual Information(2)	The Company does not have PAN.
Textual Information(3)	The Company does not have PAN.
Textual Information(4)	The Company does not have PAN.
Textual Information(5)	The Company does not have PAN.

For Gorani Industries Ltd.

Ahmed Gorani
Director,

Any Other (specify)						
Serial No.	1	2	3	4	5	
Category	HUF	NRI – Repat	Clearing Members	Bodies Corporate	Bodies Corporate	
Category / More than 1 percentage	Category	Category	Category	Category	More than 1 percentage of shareholding	
Name of the Shareholders (I)					Online Appliances Limited	Click here to go back
PAN (II)					AAACR8294E	Total
No. of the Shareholders (I)	2	1	2	11	1	16
No. of fully paid up equity shares held (IV)	1901	1500	410	849525	840600	853336
No. Of Partly paid-up equity shares held (V)	0	0	0	4500	0	4500
No. Of shares underlying Depository Receipts (VI)						
Total nos. shares held (VII) = (IV)+ (V)+ (VI)	1901	1500	410	854025	840600	857836
Shareholding as a % of total no. of shares (calculated as per SCRR, 1957) (VIII) As a % of (A+B+C2)	0.03	0.03	0.01	15.7	15.46	15.77
Number of Voting Rights held in each class of securities (IX)						
Class eg: X	1901	1500	410	849525	840600	853336
Class eg: y						
Total	1901	1500	410	849525	840600	853336
Total as a % of Total Voting rights	0.04	0.03	0.01	18.25	18.06	18.33
No. Of Shares Underlying Outstanding convertible securities (X)						
No. of Shares Underlying Outstanding Warrants (Xi)						
No. Of Shares Underlying Outstanding convertible securities and No. Of Warrants (Xi) (a)						
Shareholding , as a % assuming full conversion of convertible securities (as a percentage of diluted share capital) (XI)= (VII)+(X) As a % of (A+B+C2)	0.03	0.03	0.01	15.7	15.46	15.77
Number of Locked in shares (XII)						
No. (a)						
As a % of total						

For Gorani Industries

For Gorani Industries
Director,
16/18

4/8/2017

Shareholding Pattern_pdf.html

Shares held (b)						
Number of equity shares held in dematerialized form (XIV)	1901	1500	410	848525	840600	852336
Reason for not providing PAN						
Reason for not providing PAN						

For Gorani Industries Ltd.

Asif Aslam
Director

